

ACTIVITY UPDATE

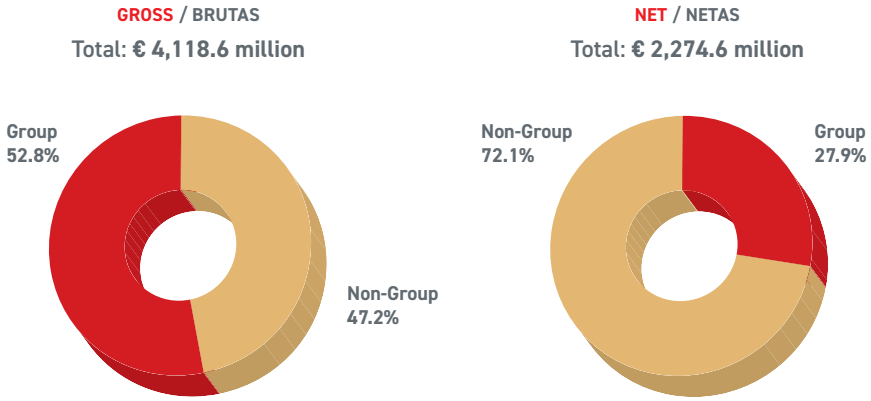


> Profit and Loss Account / Cuenta de Pérdidas y Ganancias

Figures in € million / Datos en millones de euros	2021	2022	Jun-23
Gross Written Premiums / Primas Brutas Aceptadas	6,274.6	7,221.3	4,118.6
Net Premiums Earned / Primas Imputadas Netas	3,432.6	3,898.7	2,139.7
Net Incurred Losses / Siniestralidad Neta	(2,434.1)	(2,820.7)	(1,514.9)
Net Commissions & Expenses / Comisiones y Gastos Netos	(958.6)	(1,022.5)	(556.9)
Net Financial Income / Ingreso Financiero Neto	153.9	137.4	93.9
Result before tax / Resultado antes de impuestos	193.8	192.8	161.9
Result after tax / Resultado después de impuestos	151.7	143.4	120.9

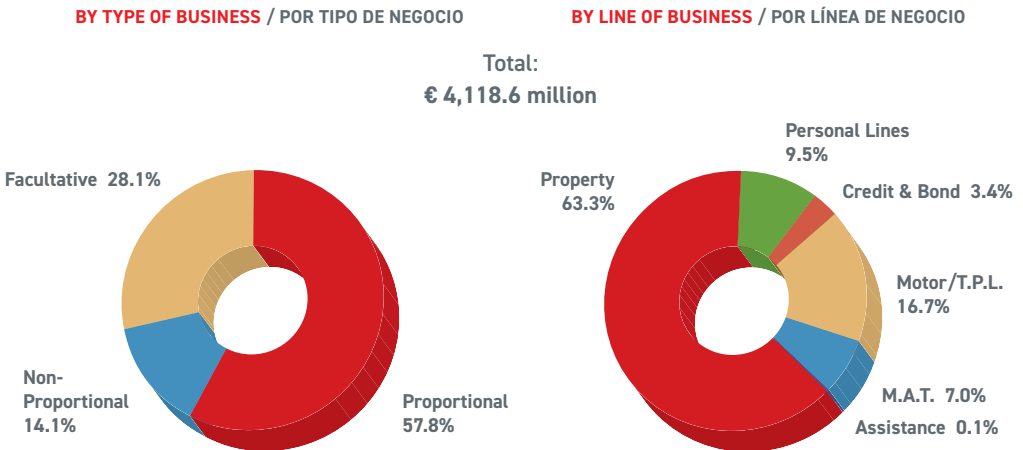
> Written Premiums by Cedent Type / Primas Aceptadas por Origen de Negocio

(JUN-23)



> Gross Written Premiums / Primas Brutas Aceptadas

(JUN-23)



MAPFRE RE S.A. (MAPFRE RE) hereby informs that the figures in this activity update report, unless stated otherwise, are presented under the accounting principles in force in each country, homogenized for comparison and aggregation purposes.

This document is for information purposes only and its aim is to show the development of the most relevant business indicators of MAPFRE RE in the period.

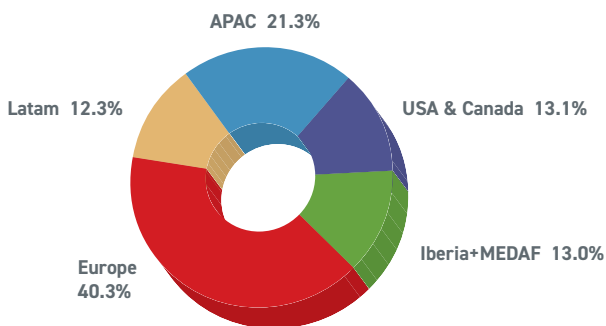
MAPFRE RE does not undertake to update or revise periodically the content of this document.

Certain numerical figures included in the report have been rounded. Therefore, discrepancies in tables between totals and the sums of the amounts listed may occur due to such rounding.

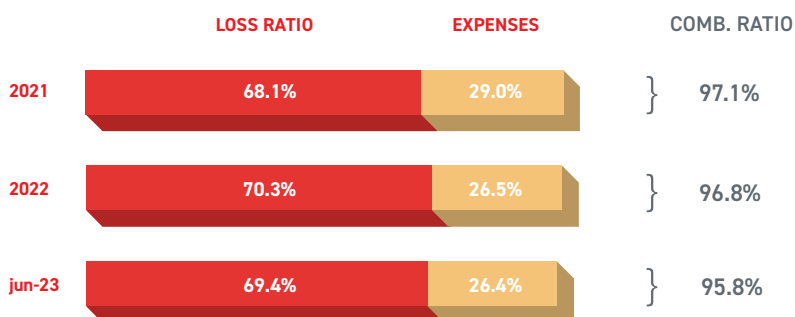
> Non-Group Written Gross Premiums by Area / Primas Aceptadas Brutas No Grupo por Área

(JUN-23)

Total: € 1,942.7 million



> Non-Life Net Combined Ratio / Ratio Combinado Neto No-Vida



> Rating MAPFRE RE

AGENCY	RATING	OUTLOOK
Standard & Poor's ⁽¹⁾	A+	Stable
A.M. BEST ⁽²⁾	A (Excellent)	Stable

(1) Rating updated on 29.07.2022 / Actualizado el 29.07.2022

(2) Rating updated on 27.10.2022 / Actualizado el 27.10.2022

> MAPFRE RE in the world / MAPFRE RE en el mundo



www.mapfrere.com